

The HOTEL 14 model features a heating shelf placed at the upper ends of the manifolds and is created with horizontal 14 mm diam. tubular steel elements.


VERSIONS AVAILABLE  
ONLY WATER

**ADDITIONAL COLOUR AND FINISH CHARGE** (see new colour chart)  
The additional charges are calculated on the base price of RAL 9010.  
C0 Category without any additional charge (RAL 9010)  
Category C1 and C2 +10%  
C3 Category +20%  
RAL colours not included in the colour chart +30%  
Colours according to samples request feasibility and cost estimate  
PLATED finishes NOT available

BRACKET SUPPORTS  
The HOTEL 14 model cannot have bracket supports.

**USEFUL ADVICE**  
For safety reasons we recommend that you mount HOTEL 14 in such a way that the part that protrudes upwards has a height not less than 180cm from the floor.

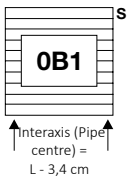
**PACKING**  
The cardboard packing box is included in the price of sale of the products, and for the HOTEL 14 model it contains the complete wall fixing kit and the manual vent valve.



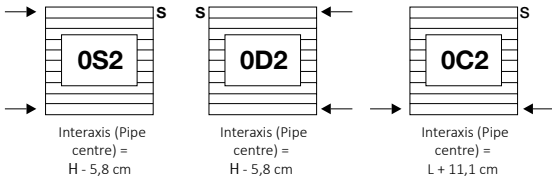
VALVES  
For valves and Lockshield see page 271 - 272 - 273 - 274 - 275.

**CONNECTORS**  
The HOTEL model is always supplied with "0B1" connectors.  
Should different connectors be required, such connectors must be strictly specified in the order.

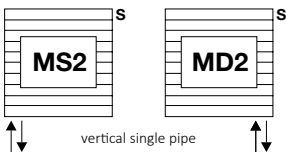
**Standard connectors**  
standard connector always supplied, if not otherwise specified in the order




**Custom-made connectors**  
Connectors available on request WITH additional charge of €



**Connectors on request**  
Connectors available on request WITHOUT any additional charge



**Custom-made connectors**  
Connectors available on request WITH additional charge of €



→ = Position of connectors S = Air Vent i = Interaxis (Pipe centre) between connectors